








Venomous Snakes in a Nutshell - Anslem de Silva

<p>Black snake with paired or single white bands (Fig.1) (in adults these are not distinct). Vertebrales or central row of dorsal scales much larger than costals (Fig.2).</p>		<p>Kraits, highly venomous</p>
<p>Flat rudder shape tail (Fig.3) – from sea or lagoon</p>		<p>Highly venomous</p>
<p>Distinct hood with two black spots on the ventral aspect (Fig.4). Dorsal side with spectacle or other marking (Fig.5)</p>		<p>Cobra – highly venomous. In a dead specimen, the hood could be spread out to see the markings</p>
<p>Triangular shape head with a white V shape mark (Fig.6). three chains of large spots, central large and distinct (Fig.7)</p>		<p>Russell's viper – highly venomous</p>
<p>Brownish snake with distinct cross like mark on the head (Fig.8)</p>		<p>Saw scale viper – venomous</p>
<p>Flat triangular head With large scales (Fig. 9). A pit between eye and nostril (Fig. 10). Snout raised.</p>		<p>Hump nosed viper – venomous</p>
<p>Green snake, large triangular head with a pit between eye and nostril (Fig.11)</p>		<p>Green pit viper – venomous</p>